V101

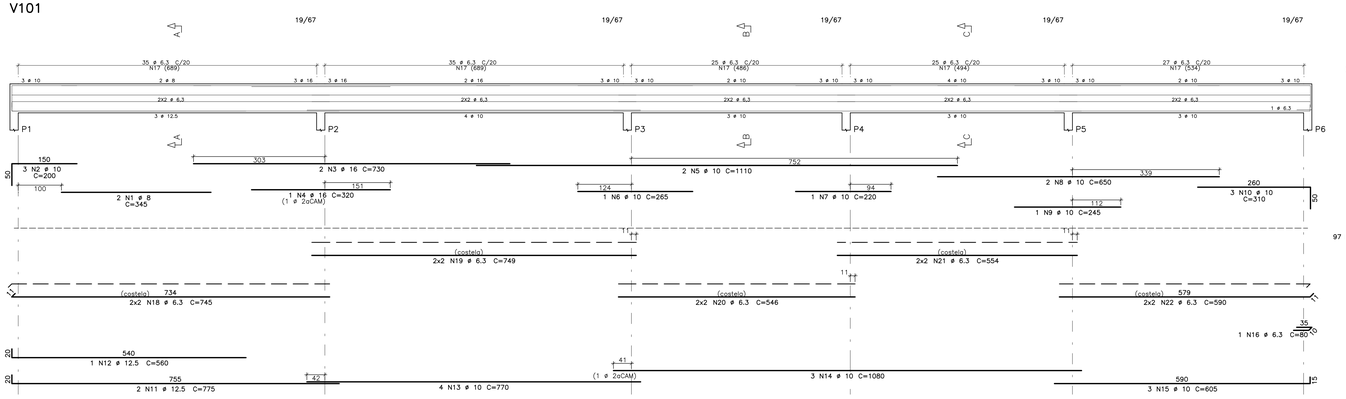

Corte A

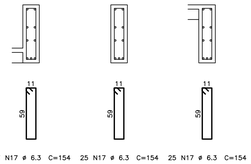

Corte B

Corte C

V102

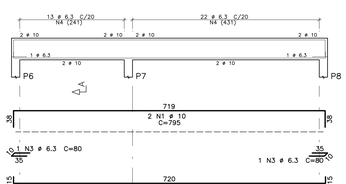

Corte A

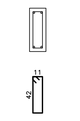

V103

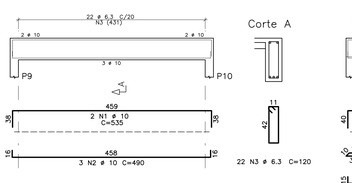

Corte A

V104

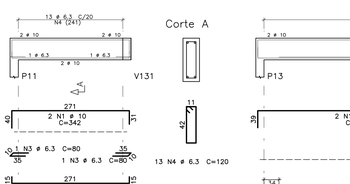

Corte A

V105

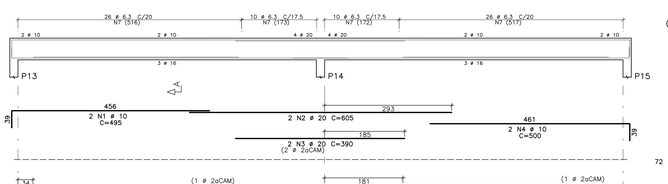

Corte A

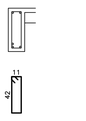

V106

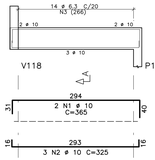

Corte A

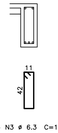

V107

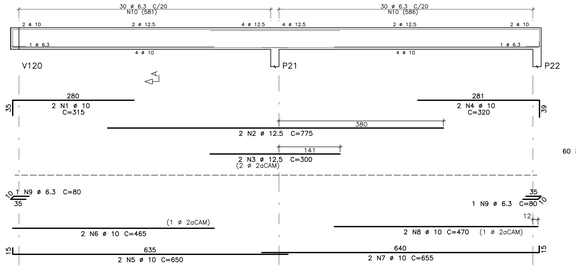

Corte A

V108

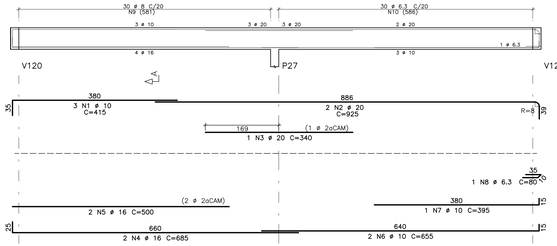

Corte A

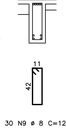

TABELA DE FERROS					
ELEM.	POS.	BIT. (mm)	QUANT.	COMPRIMENTO UNIT (cm)	COMPRIMENTO TOTAL (cm)
V101	1	8	2	345	690
	2	10	3	200	600
	3	16	2	730	1460
	4	16	1	320	320
	5	10	2	1110	2220
	6	10	1	265	265
	7	10	1	220	220
	8	10	2	650	1300
	9	10	1	245	245
	10	10	3	310	930
	11	12.5	2	775	1550
	12	12.5	1	560	560
	13	10	4	770	3080
	14	10	3	1080	3240
	15	10	3	605	1815
	16	6.3	1	80	80
	17	6.3	147	154	22638
	18	6.3	4	745	2980
	19	6.3	4	749	2996
	20	6.3	4	546	2184
	21	6.3	4	554	2216
	22	6.3	4	590	2360
V102	1	10	2	795	1590
	2	10	2	750	1500
	3	6.3	2	80	160
	4	6.3	32	120	4200
V103	1	10	2	535	1070
	2	10	3	490	1470
	3	6.3	22	120	2640
V104	1	10	2	342	684
	2	10	2	301	602
	3	6.3	2	80	160
	4	6.3	13	120	1560
V105	1	10	2	495	990
	2	20	2	605	1210
	3	20	2	390	780
	4	10	2	500	1000
	5	16	4	800	3200
	6	16	2	475	950
	7	6.3	72	120	8640
V106	1	10	2	365	730
	2	10	3	325	975
	3	6.3	14	120	1680
V107	1	10	2	315	630
	2	12.5	2	775	1550
	3	12.5	2	300	600
	4	10	2	320	640
	5	10	2	650	1300
	6	10	2	465	930
	7	10	2	655	1310
	8	10	2	470	940
	9	6.3	2	80	160
	10	6.3	60	120	7200
V108	1	10	3	415	1245
	2	16	3	925	2775
	3	16	2	340	680
	4	16	2	685	1370
	5	16	2	500	1000
	6	10	2	655	1310
	7	10	1	395	395
	8	8	30	121	3630
	9	6.3	30	120	3600

RESUMO AÇO CA 50–60		
BITOLA (mm)	COMPR (m)	PESO (kg)
6.3	655	161
8	43	17
10	332	205
12.5	43	41
16	83	131
20	42	103
Peso Total	50 m	658 kg

Usar as espessuras indicadas e a cor preta.

Cor	Espessura des. (mm)
1	0.4
2	0.6
3	0.4
4	0.3
5	0.1
6	0.1
7	0.1
8	0.8
9	0.2
10	1.0
11	0.1
12	0.1
13	0.1
14	0.1
15	0.09
250	0.1	4PX
251	0.1	5PX
252	0.1	4HB
253	0.1	3PX
254	0.1	1HB

Plotar em preto e branco.

ARCHITECTUS
R. Canuto de Aguiar, n.1401
Fortaleza/CE – Tel:(85)3456–5000
architectusbr@gmail.com

MHA Engenharia Ltda
Alameda Araguaia, 2.104, 2º andar
Barueri/SP – Tel.(011)2078 9000
http://www.mha.com.br

NOTAS

01 – MEDIDAS EM CENTIMETROS

02 – TABELA DE ARMADURA SEM A CONSIDERAÇÃO DE PERDAS

03 – COBRIMENTO VIGAS = 4,0cm.

DETALHES CONSTRUTÍVOS:

DETALHES DE DOBRAMENTOS

BARRAS DOBRADAS

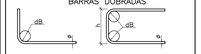

GANCHOS

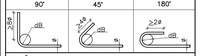

DIÂMETRO DO PINO DE DOBRAMENTO dB				
	BITOLAS	40G CA-25	50G CA-50	60G CA-60
BARRAS	ϕ < 20mm	4 ϕ	5 ϕ	6 ϕ
	ϕ ≥ 20mm	5 ϕ	8 ϕ	
ESTRIBO	ϕ ≤ 10mm	3 ϕ	3 ϕ	3 ϕ
	10 < ϕ < 20	4 ϕ	5 ϕ	
	ϕ ≥ 20mm	5 ϕ	8 ϕ	

Revisão nº	Descrição	Data	Projetista	Aprovação
0	EMISSÃO INICIAL	20/12/2018	CLAUDIO	MARCELO

BAHIA GOVERNO DO ESTADO TRABALHO E DESPERTE

PROSUS
SECRETARIA DE SAÚDE DO ESTADO DA BAHIA-SESAB

PROSUS
Programa de Ações Estruturantes do SUS no Projeto Microregiões de Saúde

Unidade/Orgão: CENTRO DE ATENÇÃO PSICOSSOCIAL / SESAB	Município: SALVADOR	Bairro: PAU DA LIMA
Nome do projeto: PROJETO EXECUTIVO DE ESTRUTURA		Escala: 1:50
Título: ARMAÇÃO DAS VIGAS DA COBERTUTA - 1/4	Data: 20/12/2018	Folha: EST 010
Responsável técnico: MARIA ELISA V. GERMANO CREA 47.439-D/BA	Coord. elab. de projetos: MARIA TEREZA DE CARVALHO BRAGA CREA 47.439-D/BA	
Arquivo: 029_PE_EST_010_CAPS III_PAU DA LIMA_COB_R00.dwg	Topógrafo: -	Desenho: